

Dear Colleagues,

Registration for the new Cajal hands-on neuroscience course ***Brain Homeostasis and Neurovascular Coupling*** is now opened.

The course offers hands-on experience and training for a number of exciting techniques and lectures by leading scientists in an exciting research environment.

Date and Location:

19 May – 8 June 2019

[Bordeaux Neurocampus](#), France

Course directors:

[Martin Lauritzen](#) (Department of Neuroscience, University of Copenhagen, Denmark and Rigshospitalet, Copenhagen, denmark)

[Jerome Badaut](#) (Brain Molecular Imaging Lab, INCIA, University of Bordeaux)

[Edith Hamel](#) (Montréal Neurological Institute, McGill University, Canada)

Keynote Speakers:

[David Attwell](#) (University College London, UK)

[Anna Devor](#) (UC San Diego School of Medicine, USA)

[Ulrich Dirnagl](#) (Charité Universitätsmedizin Berlin, Germany)

[Britta Engelhardt](#) (Theodor Kocher Institute, University of Bern, Switzerland)

[Jean-François Ghersi-Egea](#) (Lyon Neuroscience Research Center, France)

[Costantino Iadecola](#) (Feil Family Brain & Mind Research Institute, Weill Cornell Medicine, USA)

[Frédéric Lesage](#) (Polytechnique Montréal, Canada)

[Mickael Tanter](#) (Institut Langevin, ESPCI, Paris, France)

[Robert G. Thorne](#) (Denali Therapeutics, South San Francisco/University of Wisconsin-Madison, USA)

[Bruno Weber](#) (Institute of Pharmacology and Toxicology, University of Zurich, Switzerland)

About *Brain Homeostasis and Neurovascular Coupling*:

The Neurovascular unit (NVU) is a physiological entity that consists of fine-tuned interactions between cerebral blood vessels, pericytes, astrocytes, immune cells and neurons in order to maintain brain homeostasis. The NVU contributes to brain vessel properties such as blood-brain barrier (BBB) and cerebral blood flow regulation. Several brain disorders are associated with NVU dysfunction. There have been several recent advances in knowledge and in the technologies available to study the NVU. This advanced course will allow students to gain basic knowledge and hands-on experience with various techniques, such as in vivo/ex vivo high-resolution imaging, magnetic resonance imaging, brain vascular pathology rodent models and in vitro BBB models.

Apply here: www.fens.org/en/Training/CAJAL-programme/CAJAL-courses-2019/BHNC-2019/

Applications deadline: **3 February 2019**

Stipends are available.

CAJAL Advanced Neuroscience Training Programme is funded by [FENS](#), [IBRO](#) and [The Gatsby Foundation](#). For more information on the CAJAL programme: www.cajal-training.org

Brain Homeostasis and Neurovascular Coupling

19 May – 8 June 2019 - Bordeaux Neurocampus, France

Course director: Martin Lauritzen (University of Copenhagen)

Co-directors: Edith Hamel (McGill University) & **Jérôme Badaut** (University of Bordeaux)

Confirmed speakers:

David Attwell (University College London)

Anna Devor (UC San Diego School of Medicine)

Ulrich Dirnagl (Charité Universitätsmedizin Berlin)

Britta Engelhardt (University of Bern)

Jean-François Gherzi-Egea (Lyon Neuroscience Research Center)

Costantino Iadecola (Feil Family Brain & Mind Research Institute, Weill Cornell Medicine)

Frédéric Lesage (Polytechnique Montréal)

Mickael Tanter (Institut Langevin, ESPCI, Paris)

Robert G. Thorne (University of Wisconsin-Madison)


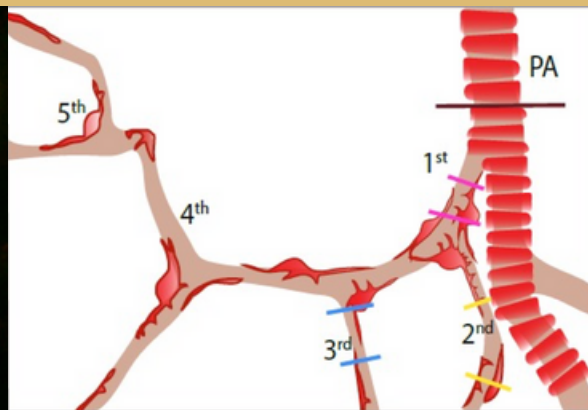
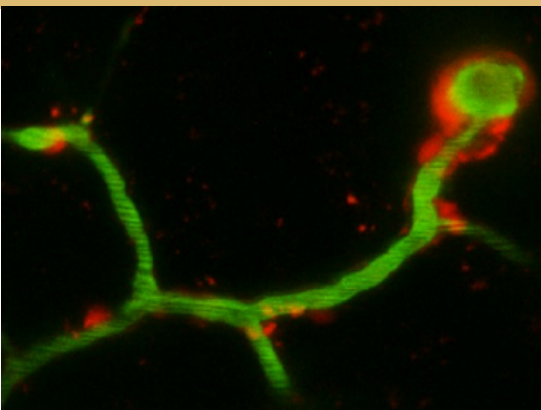
Bruno Weber (University of Zurich)

The Neurovascular unit (NVU) is a physiological entity that consists of fine-tuned interactions between cerebral blood vessels, pericytes, astrocytes, immune cells and neurons in order to maintain brain homeostasis.

This advanced course will allow students to gain basic knowledge and hands-on experience with various techniques, such as in vivo/ex vivo high-resolution imaging, magnetic resonance imaging, brain vascular pathology rodent models and in vitro BBB models.

Application deadline: 3 February 2019

Stipends are available



www.cajal-training.org